



SunLine Services Group
February 27, 2019
12:00 p.m.

AGENDA

**Regular Board of Directors Meeting
Board Room
32-505 Harry Oliver Trail
Thousand Palms, CA 92276**

In compliance with the Brown Act and Government Code Section 54957.5, agenda materials distributed 72 hours prior to the meeting, which are public records relating to open session agenda items, will be available for inspection by members of the public prior to the meeting at SunLine Transit Agency's Administration Building, 32505 Harry Oliver Trail, Thousand Palms, CA 92276 and on the Agency's website, www.sunline.org.

In compliance with the Americans with Disabilities Act, Government Code Section 54954.2, and the Federal Transit Administration Title VI, please contact the Clerk of the Board at (760) 343-3456 if special assistance is needed to participate in a Board meeting, including accessibility and translation services.

Notification of at least 48 hours prior to the meeting time will assist staff in assuring reasonable arrangements can be made to provide assistance at the meeting.

ITEM

RECOMMENDATION

- | | |
|--|-----------------------|
| 1. CALL TO ORDER | |
| 2. FLAG SALTUE | |
| 3. ROLL CALL | |
| 4. PRESENTATIONS | |
| 5. FINALIZATION OF AGENDA | |
| 6. APPROVAL OF MINUTES –
JANUARY 23, 2019 BOARD MEETING | APPROVE
(PAGE 3-4) |
| 7. PUBLIC COMMENTS | RECEIVE COMMENTS |

NON AGENDA ITEMS

Members of the public may address the Board regarding any item within the subject matter jurisdiction of the Board; however, no action may be taken on off-agenda items unless authorized. Comments shall be limited to matters not listed on the agenda. Members of the public may comment on any matter listed on the agenda at the time that the Board considers that matter. Each person's presentation is limited to a maximum of three (3) minutes.

ITEM

RECOMMENDATION

8. BOARD MEMBER COMMENTS

RECEIVE COMMENTS

9. CONSENT CALENDAR

RECEIVE & FILE

All items on the Consent Calendar will be approved by one motion, and there will be no discussion of individual items unless a Board Member requests a specific item be pulled from the calendar for separate discussion. The public may comment on any item.

9a) Checks \$1,000 and Over Report for December 2018

(PAGE 5-6)

9b) Monthly Budget Variance Report for December 2018

(PAGE 7-9)

9c) Taxi Vehicle/Rides Analysis December 2018 &
& January 2019

(PAGE 10-12)

9d) Metric (Taxi Expense vs Taxi Revenue) December 2018

(PAGE 13-14)

10. GENERAL COUNSEL

11. NEXT MEETING DATE

March 27, 2019

12 p.m. – Board Room

32-505 Harry Oliver Trail

Thousand Palms, CA 92276

12. ADJOURN

MINUTES

SunLine Services Group Board of Directors Meeting January 23, 2019

A regular meeting of the SunLine Services Group Board of Directors was held at 12:00 p.m. on Wednesday, January 23, 2019 in the Board Room at SunLine Transit Agency, 32-505 Harry Oliver Trail, Thousand Palms, CA 92276.

1. CALL TO ORDER

The meeting was called to order at 12:00 p.m. by Vice-Chairperson Kathleen Kelly.

2. FLAG SALUTE

Board Member Radi led the pledge of allegiance.

3. ROLL CALL

Members Present:

Kathleen Kelly, Vice-Chair, SunLine Agency Board Member, City of Palm Desert
 Steven Hernandez, SunLine Agency Board Member (Alternate), City of Coachella
 Russell Betts, SunLine Agency Board Member, City of Desert Hot Springs
 Ty Peabody, SunLine Agency Board Member, City of Indian Wells
 Lupe Ramos Amith, SunLine Agency Board Member, City of Indio
 Robert Radi, SunLine Agency Board Member, City of La Quinta
 Lisa Middleton, SunLine Agency Board Member, City of Palm Springs
 V. Manuel Perez, SunLine Agency Board Member, County of Riverside

Members Absent

City of Cathedral City
 G. Dana Hobart, SunLine Agency Board Member, City of Rancho Mirage

4. PRESENTATIONS

Vice-Chairperson Kathleen Kelly led a moment of silence in honor of late SunLine Board Member and Cathedral City Mayor Greg Pettis.

5. FINALIZATION OF AGENDA

No changes to the agenda.

6. APPROVAL OF MINUTES – DECEMBER 5, 2018 BOARD MEETING

SunLine Services Group Board Member Radi moved to approve the minutes of the December 5, 2018 Board meeting. The motion was seconded by SunLine Services Group Board Member Middleton. The motion was approved by a vote of 7 yes; 0 no; 1 abstain

7. PUBLIC COMMENTS

None.

8. BOARD MEMBER COMMENTS

None.

9. CONSENT CALENDAR

- a) Checks \$1,000 and Over Report for October & November 2018
- b) Monthly Budget Variance Report for October & November 2018
- c) Taxi Vehicle/Rides Analysis October & November 2018
- d) Metric (Taxi Expense vs Taxi Revenue) October & November 2018

SunLine Services Group Board Member Betts moved to approve the consent calendar. The motion was seconded by SunLine Services Group Member Peabody. The consent calendar was approved by a unanimous vote of 8 yes; 0 no; 0 abstain

10. AB1069 UPDATE

A brief report was provided by Taxi Administrator Peter Gregory on this information item.

11. GENERAL COUNSEL

General Counsel had no additional comments or updates for the Board.

12. NEXT REGULAR BOARD MEETING DATE

Wednesday, February 27, 2019 at 12:00 p.m.
SunLine Transit Agency Board Room
32-505 Harry Oliver Trail
Thousand Palms, CA 92276

13. MEETING ADJOURNMENT

The SunLine Services Group meeting was formally adjourned in memory of SunLine Board Member and Cathedral City Mayor Greg Pettis at 12:09 p.m.

Respectfully Submitted,

Brittney B. Sowell
Clerk of the Board

SunLine Services Group
CONSENT CALENDAR

DATE: February 27, 2019 **RECEIVE & FILE**

TO: Taxi Committee
Board of Directors

RE: SSG/SRA Checks \$1,000 and Over Report for December 2018

Summary:

The checks \$1,000 and over report lists all of the checks processed at the Agency with a value of over \$1,000 for a given month. Items identified in bold font represent "pass through" payments that were, or will be, reimbursed to SunLine under the provisions of specific grants or contracts. Items identified with underlines represent "shared" payments with SunLine and specific vendors/employees.

- For the month of December, the largest payment issued represents reimbursements made to Sunline Transit Agency (STA) for SunLine Regulatory Administration (SRA) employees paid through the regular payroll process for sell back. Additionally, it includes payments made to STA for allocations of overhead costs for SRA operations.

Recommendation:

Receive and file.

**SunLine Regulatory Agency
Checks \$1,000 and Over
For the month of December 2018**

NOTE: 1). Bold check payments represent "pass through" payments that were, or will be reimbursed to SunLine under the provisions of specific grants or contracts. 2). Underlined check payments represent "shared" payments with SunLine and specific vendors/employees.

Vendor Filed As Name	Description	Check #	Payment Date	Payment Amount
SUNLINE TRANSIT AGENCY	SRA Overhead Dec 2018/Sell Back	90577	12/18/2018	4,399.86
BURKE, WILLIAMS & SORENSEN, LLP	Nov 2018 Legal Services- SSG/Taxi	90579	12/21/2018	4,224.00
SUNLINE TRANSIT AGENCY	Payroll Liabilities 12/14/18	90580	12/21/2018	4,048.43
SUNLINE TRANSIT AGENCY	Payroll Liabilities 12/28/18	90584	12/31/2018	3,998.45
SUNLINE TRANSIT AGENCY	Payroll Liabilities 11/30/18	90571	12/10/2018	3,889.07
Total Checks Over \$1,000	\$20,559.81			
Total Checks Under \$1,000	\$924.55			
Total Checks	\$21,484.36			

SunLine Services Group
CONSENT CALENDAR

DATE: February 27, 2019

RECEIVE & FILE

TO: Taxi Committee
Board of Directors

RE: Monthly Budget Variance Report for December 2018

Summary:

The budget variance report compares revenues and expenses to the respective line item budgets. The report identifies current monthly revenues and expenses as well as year to date (YTD) values. The current monthly budget values are calculated by taking 1/12th of the annual budget and the YTD budget values are calculated by dividing the yearly budget by the number of months progressed through the fiscal year.

- As of December 31, 2018, the organization's revenues are \$10,800 under budget or 11.6% below the YTD budget. Expenditures are \$18,283 under budget or 11.6% below the YTD budget.
- The net YTD operating gain (loss) after expenses is (\$56,552).

Recommendation:

Receive and file.

SunLine Regulatory Administration
Budget Variance Report
December 2018

Description	FY 19 Total Budget	Current Month			Year to Date			
		Actual	Budget	Favorable (Unfavorable)	YTD Actual	FY 19 YTD Budget	Favorable (Unfavorable)	Percentage Remaining
Revenues:								
Meter Readings	104,674	6,076	8,723	(2,647)	47,051	52,337	(5,287)	55.1%
Revenue Fines	3,000	100	250	(150)	100	1,500	(1,400)	96.7%
New Driver Permit Revenue	9,000	270	750	(480)	2,250	4,500	(2,250)	75.0%
Driver Transfer Revenue	1,000	0	83	(83)	1,000	500	500	0.0%
Driver Renewal Revenue	10,000	250	833	(583)	2,150	5,000	(2,850)	78.5%
Driver Permit Reinstatement/Replacement	25	0	2	(2)	5	13	(8)	80.0%
Vehicle Permit Revenue	58,242	11,515	4,854	6,662	29,615	29,121	494	49.2%
Total Revenue	185,941	18,211	15,495	2,715	82,171	92,971	(10,800)	55.8%
Expenses:								
Salaries and Wages	112,555	8,212	9,380	1,168	53,206	56,278	3,071	52.7%
Fringe Benefits	70,138	3,895	5,845	1,949	27,027	35,069	8,042	61.5%
Services	96,000	3,965	8,000	4,035	44,903	48,000	3,097	53.2%
Supplies and Materials	5,019	123	418	296	1,160	2,510	1,350	76.9%
Utilities	4,816	401	401	0	2,408	2,408	0	50.0%
Casualty and Liability	17,774	1,481	1,481	0	8,887	8,887	0	50.0%
Taxes and Fees	20	4	2	(2)	23	10	(13)	-12.7%
Miscellaneous	7,690	589	641	52	1,109	3,845	2,736	85.6%
Total Expenses	314,012	18,670	26,168	7,498	138,723	157,006	18,283	55.8%
Total Operating Surplus (Deficit)	\$ (128,071)	\$ (459)			\$ (56,552)			

Budget Variance Analysis - SunLine Regulatory Administration

Revenue - Unfavorable

- The unfavorable variance in revenues is mainly attributed to a continued decline in taxi trips.
As of YTD fiscal year 2018/19 there is a decrease of 41,641 taxi trips compared to the YTD fiscal year 2017/18.

Taxi Trips				
	FY18-December	FY19-December	Variance	%Δ
Trips	24,530	17,081	(7,449)	-30.4%

Taxi Trips				
	YTD-FY18	YTD-FY19	Variance	%Δ
Trips	134,515	92,874	(41,641)	-31.0%

- Taxi franchises pay the full year's vehicle permits during the peak months of October through April.

Salaries and Wages - Favorable

- Salary and wage expenses are within an acceptable range of the budget.

Fringe Benefits - Favorable

- Fringe benefit savings are attributed to lower balances for accrual expenses.

Services - Favorable

- Service expenditures are within an acceptable range of the budgeted amount.

Supplies and Materials - Favorable

- The favorable variance is mainly attributed to savings in office supply costs, and repair part expenses.

Utilities - Favorable

- Utility expenses are within an acceptable range of the budget.

Casualty and Liability - Favorable

- Casualty and liability expenses are within an acceptable range of the budget.

Taxes and Fees - Unfavorable

- Unfavorable balance is attributed to increased use of support vehicles.

Miscellaneous - Favorable

- The favorable balance is mainly attributed to travel and training expenses, and membership and subscription fees not incurred.

SunLine Transit Agency
CONSENT CALENDAR

DATE: February 27, 2019

RECEIVE & FILE

TO: Taxi Committee
Board of Directors

RE: Taxi Vehicle/Rides Analysis December 2018 & January 2019

Summary:

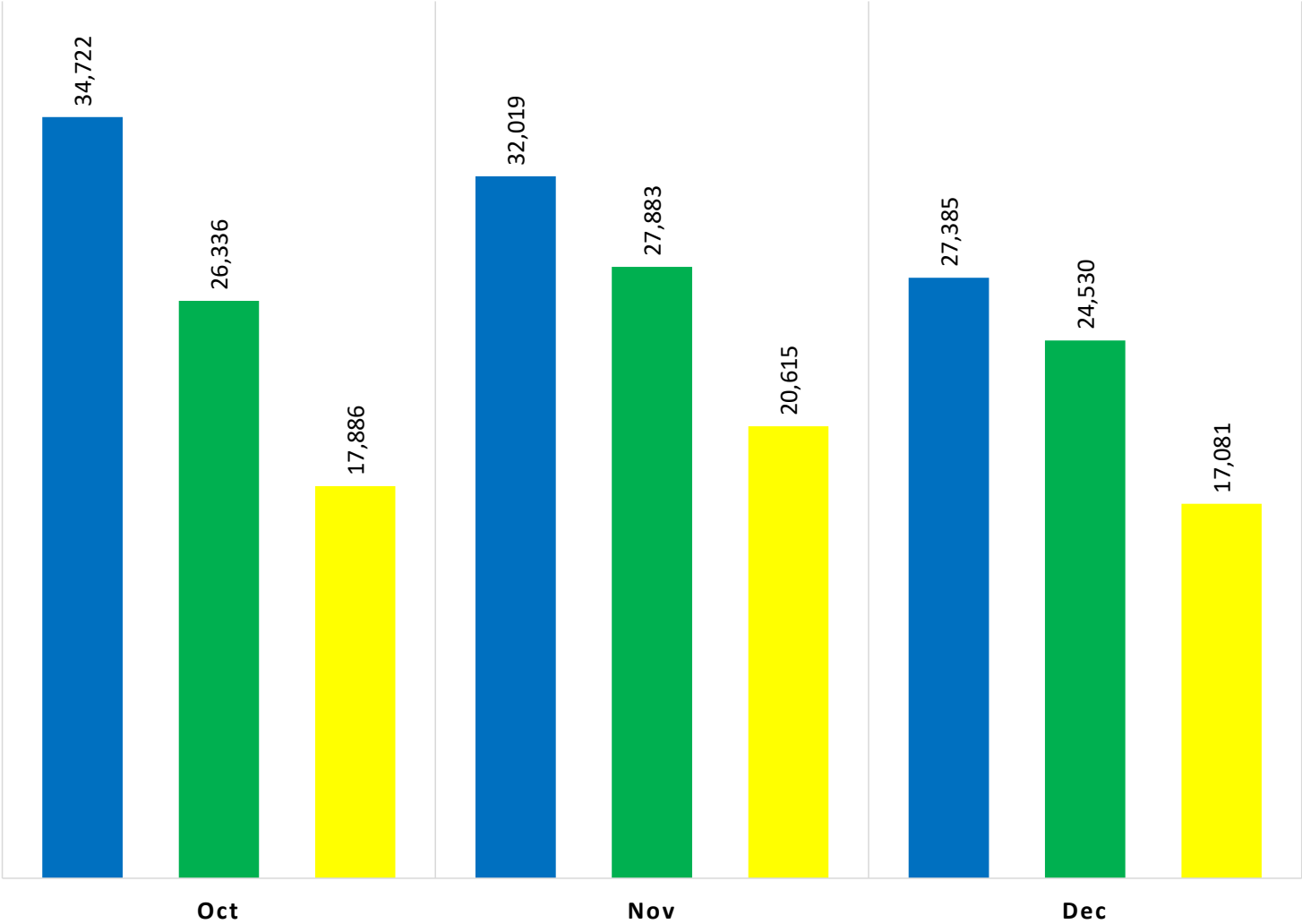
The attached report summarizes the total number of taxi trips generated in the Coachella Valley for the most recent three month period. A second graph shows the total taxi trips for the current fiscal year compared to the two previous fiscal years. TNC's and the loss of the American Cab franchise have negatively impacted the number of taxi rides provided in our jurisdiction. There have been 47,495 fewer taxi trips to date in FY19 than for the same period in FY18.

Recommendation:

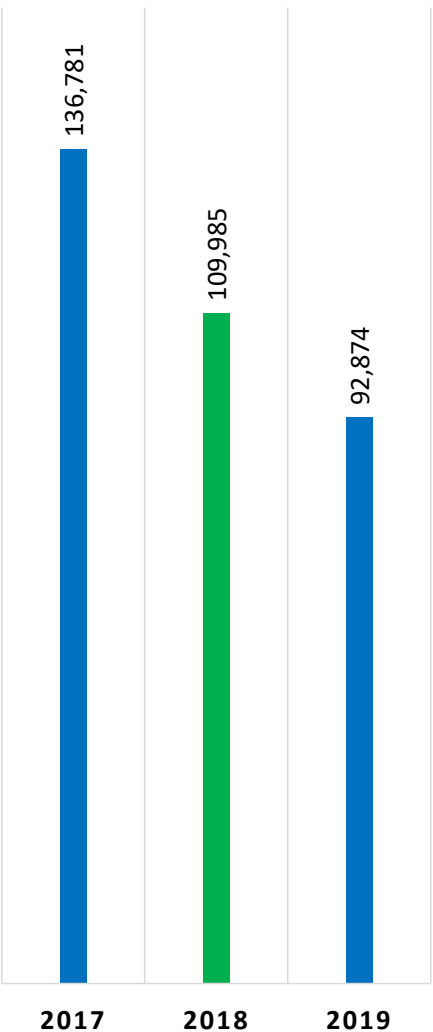
Receive and file.

Number of Taxi Trips - December 2018

■ 2017 ■ 2018 ■ 2019



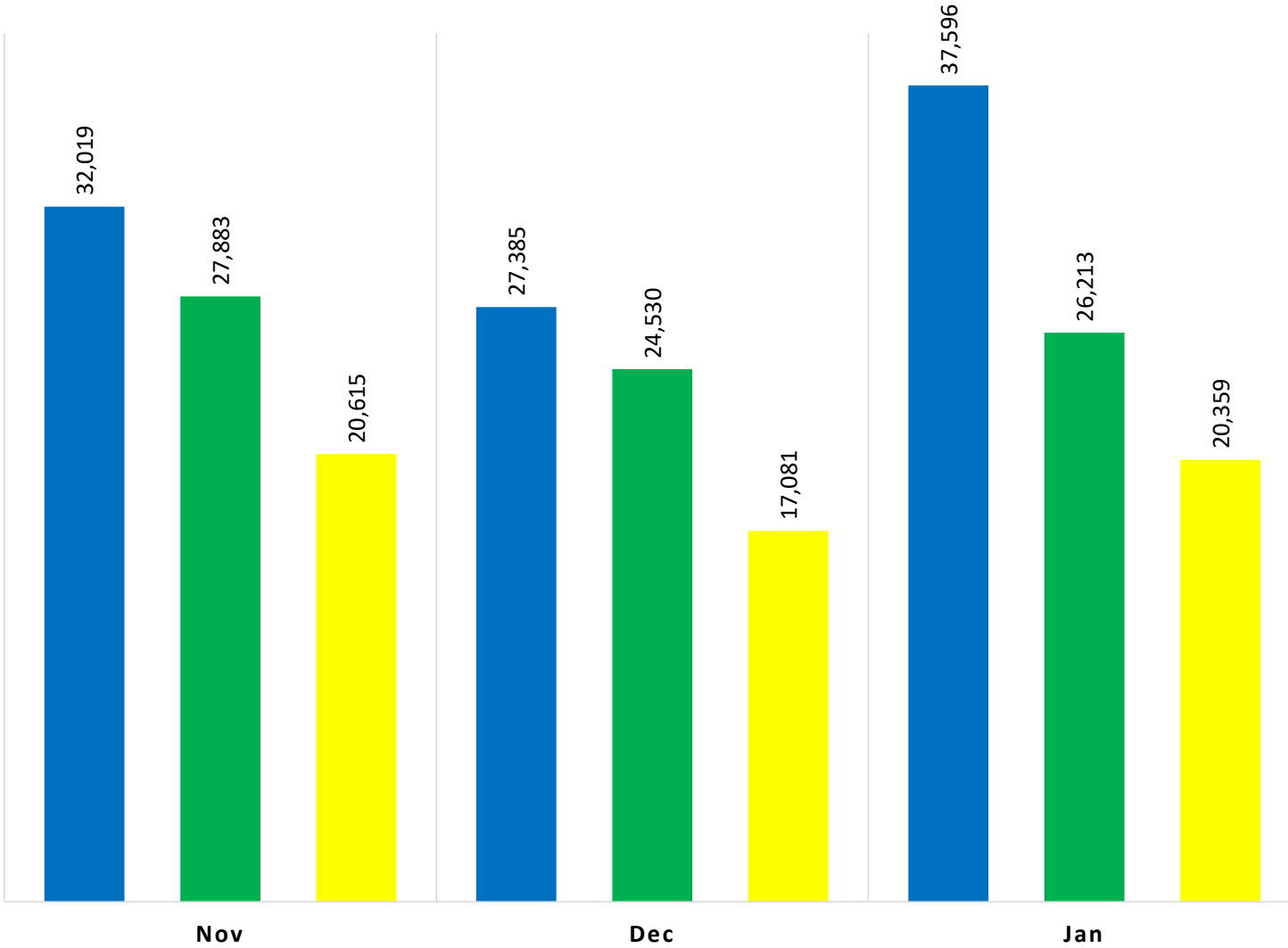
Year to Date No. of Taxi Trips



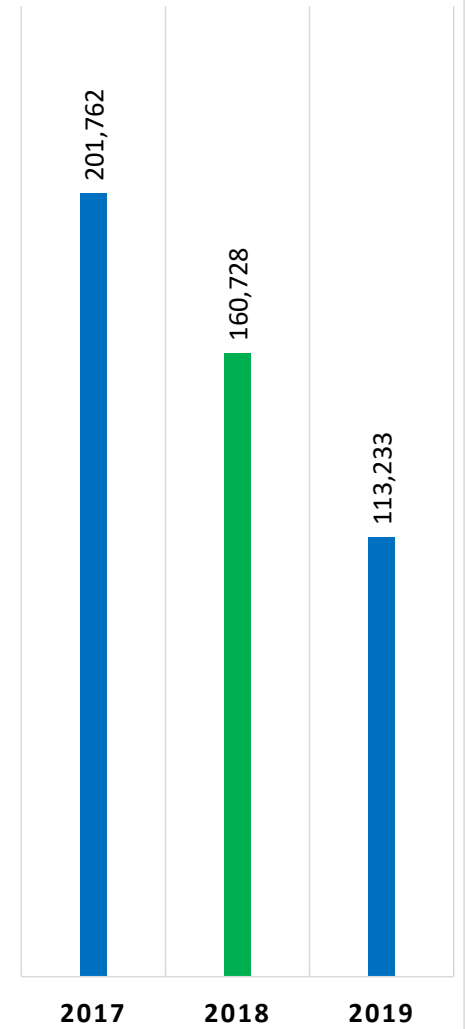
Measures the total number taxi trips taken year to date for FY 2017, 2018 and 2019

Number of Taxi Trips - January 2019

■ 2017 ■ 2018 ■ 2019



Year to Date No. of Taxi Trips



Measures the total number taxi trips taken year to date for FY 2017, 2018 and 2019

SunLine Transit Agency
CONSENT CALENDAR

DATE: February 27, 2019 **RECEIVE & FILE**

TO: Taxi Committee
Board of Directors

RE: Metric (Taxi Expense vs Taxi Revenue) December 2018

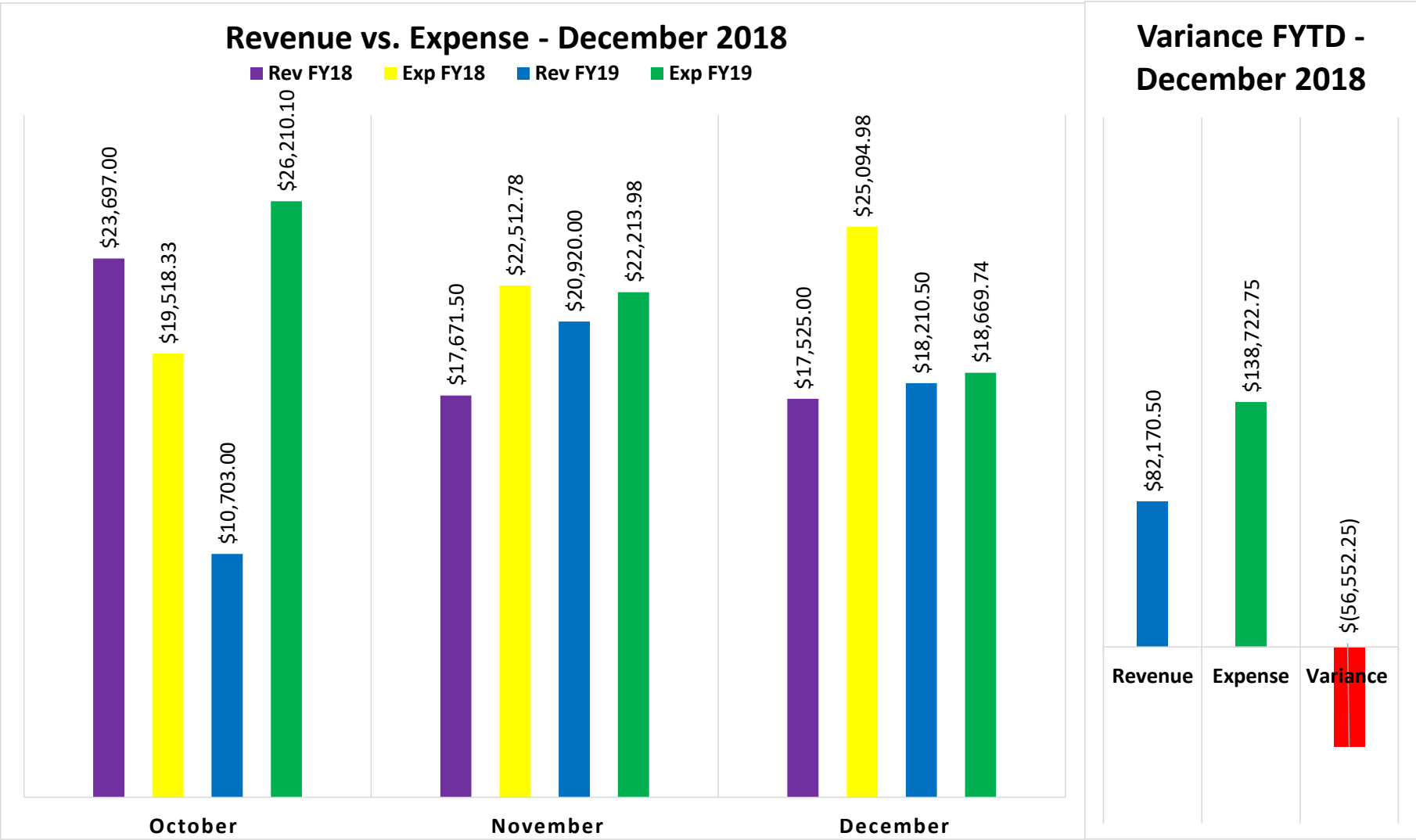
Summary:

The graph displays revenue and expenses for the current month and two previous months. Revenues are generated by surcharge fees, vehicle permit fees and driver permit fees. Expenses display the total operational costs for SunLine Services Group.

- Variance graph displays the total variance between revenue and expense occurring to date, for the current fiscal year.
- Expenses for the current fiscal year are greater than revenue by \$56,552.25.
- The suspension of American Cab's Franchise Permit is anticipated to negatively affect the FY2019 budget.
- To date, SSG has incurred \$43,117.04 in legal service fees. The increased legal service fees were anticipated due to AB1069 and implementing a new Taxi Ordinance.

Recommendation:

Receive and file.



The graph measures Revenues vs Expenses for FY18 and FY19